

AkzoNobel

2020/21 NEW EDITION

# SHADES FOR EVERY SPACE

BRIGHT IDEAS,  
ALL YEAR LONG

# Cuprīnol GARDEN LIVING

COLOUR AND PROTECTION INSPIRED BY NATURE

**NEW  
EDITION**  
SHOP PAINT  
FOR A  
GLORIOUS  
GARDEN



COLOUR CHART ■ PRODUCT GUIDE ■ EXPERT ADVICE ■ HOW-TOS

# WELCOME TO YOUR NEW NATURE-INSPIRED GARDEN

IT COULDN'T BE EASIER TO TRANSFORM EVEN THE SMALLEST SPACE INTO YOUR OWN GREAT OUTDOORS



MARIANNE SHILLINGFORD  
COLOUR EXPERT

'With sunnier and longer days ahead, I can't wait to spend more time **outside**. The pots and garden furniture look lovely painted in Cuprinol Garden Shades - our **expert** formula that comes in a beautiful array of colours inspired by **nature**. Designed to complement the natural surroundings of your garden, they reflect water, earth and **flowers**. Over the pages, you'll find inspiring ideas for using our paints, from upcycling projects to **protecting** fences with wax-enriched Cuprinol 5 Year Ducksback. Go on, let your imagination run wild...'

INSPIRED BY NATURE

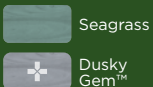


SURFACE PROTECTION



## ON THE COVER

CUPRINOL GARDEN SHADES



CUPRINOL UV GUARD DECKING OIL



DULUX MIXLAB Colours marked with + are available at one of our in-store mixing desks only.



Sunny Lime™

Cornflower

## CONTENTS

### TRY THE TREND P4

Refresh your decking with muted tones

### EASY UPCYCLE P6

Transform an old table into a stylish piece of furniture

### THE WEEKEND PROJECT P8

Turn your shed into the ultimate outdoor space

### NATURE'S HACKS P10

Instagram-worthy ideas to flex your green fingers

### HOW TO PAINT A FENCE P12

Try this playful look with two-tone panels

### LET'S GO OUTSIDE P14

Clever ideas for creating an entertaining space

### PRODUCT PICKS P16

From outdoor paints to decking oil

### COLOUR PALETTE P18

Discover the perfect shade for your garden



White Daisy™





# TRY THE TREND

Stay ahead of the curve with a fresh new look for decking. On-trend grey tones, such as Urban Slate will bring a modern edge - it's the perfect natural backdrop to your garden



## INSPIRED BY NATURE

Taking inspiration from the flower and fauna all around us, our Garden Shades colours create the perfect blend. Just like trees, soil and stone, our Nature's Neutrals work best for larger spaces; think decking and fences. Whilst Nature's Brights add impact on smaller items, just as flowers in bloom bring pops of colour.

### STEP BY STEP

1



**15 minutes**

Brush away any loose leaves and dirt.

2



**1-2 hours**

Remove algae and moss with warm, soapy water.

3



**1 hour**

Apply stain with a woodcare brush or deep-pile roller.

4



**45 minutes**

Once dry, apply a second coat for even coverage.

### FIRMLY ROOTED

Leave your deck untreated and algae and mould will quickly move in, making it super slippy in no time. Our decking stain is specifically formulated with anti-slip technology.

### WHAT YOU'LL NEED



**CUPRINOL GARDEN SHADES**

- Coastal Mist™
- Sage



**CUPRINOL ANTI-SLIP DECKING STAIN**

- Urban Slate™





# EASY UPCYCLE

Breathe new life into an old garden table with a revamp that you can do in a weekend, plus clever ways to turn cookware into plant pots



## WHAT YOU'LL NEED



**CUPRINOL GARDEN SHADES**

+ Terracotta

+ Warm Flax



**CUPRINOL ANTI-SLIP DECKING STAIN**

Urban Slate™

## PATIO TABLE



### STEP BY STEP



**5 minutes**  
Mask off a strip down the centre of a table.



**10 minutes**  
Paint with Garden Shades Terracotta.



**2 hours**  
Sand and paint a window box. Attach two brackets.



**30 minutes**  
Screw to the underside of the table and add plants.

### STYLE IT UP

Brimming with gorgeous on-trend hues, the Nature's Brights collection has every colour possible for your upcycling projects. Inspired by bright fruits and flowers, the shades will lift any scheme and make your outdoor accessories sing.



## TURN TIRED COOKWARE INTO QUIRKY PLANT POTS

### COOKING PANS

Old pots filled with plants look surprisingly pretty on balconies and in the garden. Paint them in Hammerite Smooth Direct to Rust – a formula that protects metal – and you can trust they'll stay looking great for longer, despite our (not-so) trusty Irish weather. Just paint the pots then, when dry, place a layer of gravel for drainage, followed by compost, then plant up.

### COLANDERS

For fun, quirky hanging baskets, how about using metal colanders? Simply paint the outsides in Hammerite, trim a hanging-basket liner to fit inside, then fix to rope or a sturdy chain. Fill with compost and colourful plants or aromatic herbs, such as creeping thyme and winter savory. Skip ahead to page 14 to see how you can turn old tins into planters, too.



Feeling inspired? You can also see how to make the 'living' table at [YouTube.com/DuluxIreland](https://www.youtube.com/DuluxIreland)


# THE WEEKEND PROJECT

With a bit of imagination and our colourful protective paint, it's never been easier to transform a tired garden shed into a fabulous outdoor room

## PUT YOUR STAMP ON IT WITH CUPRINOL GARDEN SHADES



**WELLNESS RETREAT**  
 'You time' never looked so good with soothing shades and soft hues that encourage rest and relaxation.



Sweet Pea™



**POTTING SHED**  
 Tending to fiddly flora calls for peace, calm and creativity fostered by bold, blue details.



Cornflower



**PLAYHOUSE**  
 After-school club can commence with bright and beautiful accents that inspire young imaginations.



Dazzling Yellow™



**WHAT YOU'LL NEED**

- Cuprinol Garden Shades
- Natural Stone
- Barleywood™
- White Daisy™

**ALL COLOURS AND PROTECTS WOOD FROM ROT AND INSECTS**



### STEP BY STEP



**1 Saturday morning**  
 Remove loose dirt with a stiff brush or jet-wash.



**2 Saturday morning**  
 Mask off windows and hinges.



**3 Saturday afternoon**  
 Apply two coats of Garden Shades.



**4 Sunday afternoon**  
 Empty and clean inside; apply two coats of paint.



**Go online**  
 More guidance at [Cuprinol.ie](http://Cuprinol.ie)

▶ Try your hand at these themes by watching our how-to video at [Youtube.com/DuluxIreland](http://Youtube.com/DuluxIreland)

# NATURE'S HACKS

These brilliant creations are made for sharing on Instagram – try your hand at a buzzing bee hotel, fairy garden for the kids or a clever storage rack



## 1 AIR BEE & BEE - FOR NATURE LOVERS

Encourage bees into your garden to pollinate plants and give them shelter with their own hotel. Saw off the end of a used pallet to create an open-fronted box with two long slots. Paint the outside in 5 Year Ducksback Silver Copse™; once dry, fill each slot with twigs and leaves. Cover the front with chicken wire and attach to a fence.



## 2 FAIRY GARDEN - FOR THE LITTLE ONES

How about keeping the kids busy playing with a little fairy garden at the bottom of the garden? Just find some old plant pots and apply a couple of coats of Garden Shades in Pebble Trail (or any of your favourite colours), then add a layer of gravel and compost. Arrange pebbles, moss and fantastical figurines on top to complete it.



## 3 NATURAL HOOK - FOR TIDY FOLK

For a storage rack with a difference, try this novel idea. Cut two lengths from an old leather belt; punch a hole about 2cm from each end, then screw to the wall in loops. Find a dry tree branch, remove the bark and apply two coats of Garden Shades Fresh Rosemary. Once dry, thread through the loops and add vintage hooks for a rustic way to hang your hat.



Want to have a go? Find more inspiration and watch our how-to videos at [YouTube.com/DuluxIreland](https://www.youtube.com/DuluxIreland)



### WHAT YOU'LL NEED



**CUPRINOL GARDEN SHADES**



Pebble Trail



Fresh Rosemary



**CUPRINOL 5 YEAR DUCKSBACK**




Silver Copse™



### INSPIRED BY NATURE

The natural world is such a blossoming source of innovation; our feathered friends are the inspiration behind our advanced 5 Year Ducksback. With its wax-enriched and non-drip formula, it repels water, protecting wood for up to 5 years.





# HOW TO... PAINT A FENCE

It's not just a border, but a stylish backdrop for a family garden - so make a playful statement with two-tone panels, highlighted with bright furniture and plenty of green foliage



## WHAT YOU'LL NEED

- CUPRINOL GARDEN SHADES**  
Sweet Sundae™
- CUPRINOL 5 YEAR DUCKSBACK**  
Silver Copse™  
Black
- WEATHER PROTECTION FOR **6 YEARS**
- WAX ENRICHED WATER REPELLENT**
- FOR A MATT FINISH APPLY 2 COATS**



## SHIELD FOR ALL SEASONS

It isn't easy keeping the weather at bay, but 5 Year Ducksback has it covered. This wax-enriched formula is water-repellent and gives excellent frost protection. From harsh winters to wet autumns, our protective treatment will ensure your fencing stays looking great for up to five years. Easy to apply and non-drip, it's shower-proof in an hour.



Watch our paint withstand the weather with our video at [YouTube.com/DuluxIreland](https://www.youtube.com/DuluxIreland)

## STEP BY STEP



**1 Morning**  
Hold plants away with garden canes or string.



**2 Morning**  
Remove any weeds before cleaning.



**3 Afternoon**  
Apply two coats of 5 Year Ducksback.



**4 Afternoon**  
Put plants back once surface is dry.

## EXPERT TIP

Choose 5 Year Ducksback Silver Copse™ and Black to create a striking look for your fence in two different tones. Keep the darker colour at the bottom to show off bright furniture painted in Garden Shades Sweet Sundae™. All it takes is a bit of masking tape to get a sharp line between the divide.

# LET'S GO OUTSIDE

Wow guests at your next summer soirée with these easy-to-achieve ideas for the perfect entertaining space. All you need is some basic DIY know-how and a few pots of long-lasting paint



## 1 BARBECUE STATION

Say farewell to running indoors and out for extras, and hello to a new pop-up worktop. Painted in Garden Shades Old English Green, a table and a fence panel - fixed with handy hooks - creates the ideal spot for serving guests.



## 2 COLOURFUL PLANTERS

To make striking planters, simply save tin cans and paint them with Hammerite Direct to Rust Smooth. This superior metal paint can be applied without primer and gives protection for up to 12 years.



## 3 SUNDOWNER BENCH

Cocktail hour, anyone? Give your garden bench a dash of sundowner style with a striped 'dusk' effect. Paint two wooden slats at a time in the same Garden Shades colour, moving from light to dark as you work your way from the top to the bottom.

1



## INSPIRED BY NATURE

Our water-based UV Guard Oil is a must for decking. Its lightly tinted formula is filled with natural oils that nourish wood and protect against all weathers. So you can enjoy your outdoor space, worry-free, come rain or shine.

2



3



Get more bright ideas for your outdoor space with our how-to videos at [YouTube.com/DuluxIreland](https://www.youtube.com/DuluxIreland)



### WHAT YOU'LL NEED



#### CUPRINOL GARDEN SHADES

- White Daisy™
- Country Cream
- Dusky Gem™
- Sweet Pea™
- Sage
- Muted Clay
- Old English Green
- Summer Damson™



#### HAMMERITE DIRECT TO RUST

- Cream
- Dark Green
- Black



#### CUPRINOL UV GUARD DECKING OIL

- Natural Oak





# PRODUCT PICKS

From Garden Shades to 5 Year Ducksback, shop the best outdoor paint for your garden project from the Cuprinol woodcare range below

## DECKING



### CUPRINOL ANTI-SLIP DECKING STAIN WATER-BASED

- Hard-wearing colour with anti-slip finish
- Long-lasting weather protection
- For smooth wood
- 2.5L



### CUPRINOL UV GUARD DECKING OIL WATER-BASED

- Advanced weather protection with hard-wearing formulation
- Replaces natural oils
- For smooth wood
- 5L



### DECKING CLEANER WATER-BASED

- Powerful detergent
- Removes dirt, grease and green algae
- Effectively prepares decks for oiling and staining
- 2.5L

## GARDEN FURNITURE

### STAINS & PAINTS



### CUPRINOL GARDEN SHADES WATER-BASED

- Beautiful matt colour enhances grain of natural wood
- 6-year weather protection
- Suitable for wood, terracotta, brick and stone
- 50ml, 1L, 2.5L, 5L\*

## EXPERT HELP



### Marianne Shillingford

'With a beautiful palette and seriously tough technology, Garden Shades is my star pick when it comes to colouring – and protecting – wood outside. Better still, its texture allows the grain of the wood to shine through, meaning it's a natural choice when it comes to painting everything from furniture to fences.'

## FENCES & SHEDS



### CUPRINOL LESS MESS FENCE CARE WATER-BASED

- Colour and weather protection
- For rough-sawn wood
- Even coverage in 1 coat
- Shower-proof in 1 hour
- 5L, 6L, 9L\*



### CUPRINOL 5 YEAR DUCKSBACK WATER-BASED

- Wax-enriched formula
- Water-repellent
- Frost-protection
- 5-year colour and weather protection
- For rough-sawn wood
- Shower-proof in 1 hour
- 5L, 9L\*



### CUPRINOL GARDEN SHADES WATER-BASED

- Beautiful matt colour enhances grain of natural wood
- 6-year weather protection
- Suitable for wood, terracotta, brick and stone
- 50ml, 1L, 2.5L, 5L\*



## PRESERVERS



### CUPRINOL ULTIMATE GARDEN WOOD PRESERVER WATER-BASED

- Actively prevents rot, decay and blue stain
- 5-year colour performance
- Quick-drying
- 4L



### CUPRINOL WOOD PRESERVER CLEAR WATER-BASED

- General-purpose preserver for exterior use\*
- Protects against rot and decay
- For UV protection overcoat with a coloured treatment
- 1L, 5L

Look out for our stamps, right: they tell you about a product's key technology, so you can be confident that what you're buying really works.



\*Please note that not all colours come in all sizes. \*Occasionally wet or interior wood with risk of condensation. Cuprinol Ultimate Garden Wood Preserver and Cuprinol Wood Preserver Clear (WP) contain Propiconazole and IPBC. Cuprinol Decking Cleaner contains Benzalkonium Chloride. Use Biocides safely. Always read the label and product information carefully before use.

# COLOUR PALETTE

Get inspired by our colour swatches and discover the perfect shades for your garden project – there's something for everyone

## EXPERT HELP

Marianne Shillingford



'When it comes to Garden Shades, Nature's Neutrals work effortlessly together on bigger surfaces in any combination – just like they do in nature; while Nature's Brights are used for bold accents on smaller things like pots and furniture.'

Cuprinol Garden Shades colours marked with + are available at one of our in-store mixing desks only.

Try before you buy  
Get tester pots from your local DIY store.



## DECKING

### CUPRINOL ANTI-SLIP DECKING STAIN WATER-BASED



### CUPRINOL UV GUARD DECKING OIL WATER-BASED



## FENCES, SHEDS & FURNITURE

### CUPRINOL GARDEN SHADES



How do I use Garden Shades?  
Use 1x Bright to every 3x Neutrals for the perfect colour combination.



### NATURE'S NEUTRALS



### NATURE'S NEUTRALS




### NATURE'S BRIGHTS

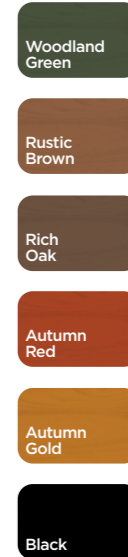


## FENCES & SHEDS

### CUPRINOL ULTIMATE GARDEN WOOD PRESERVER WATER-BASED



### CUPRINOL LESS MESS FENCE CARE WATER-BASED



### CUPRINOL 5 YEAR DUCKSBACK WATER-BASED



## WE'RE HERE TO HELP YOU

For more product information visit [Cuprinol.ie](http://Cuprinol.ie) or call one of our offices for further details.

**Cork**  
Commons Road,  
Cork

T (021) 422 0222  
F (021) 422 0205

**Dublin**  
Unit J, South City Business Park,  
Killinarden, Tallaght, Dublin 24

T (01) 455 6099  
F 1800 455 455

# HAMMERITE

## ULTIMATE METAL PROTECTION



Looking to paint the metal in your garden? From gates to furniture, Hammerite contains a special formula that protects metal against knocks and scrapes. Apply to new or previously painted surfaces for a flawless finish that lasts for longer.

### DIRECT TO RUST METAL PAINT


- 8-year protection
- No primer required
- Available in a smooth and hammered finish

## RUST

### SMOOTH Glossy finish with a flawless sheen



### HAMMERED Subtle hammered effect with metallic finish



**Hammerite** shades marked with are available at one of our in-store mixing desks only.

Find more information online at [Hammerite.ie](http://Hammerite.ie)



# COLOUR GUIDE

## INTERIOR & EXTERIOR PROTECTION

Quick Drying • No Primer or Undercoat needed

Visit [weathershield.ie](http://weathershield.ie),  
[cuprinol.ie](http://cuprinol.ie) and [hammerite.ie](http://hammerite.ie)  
 for inspiration on exterior  
 colour schemes.

#### Dulux Cork

Commons Road,  
 Cork

T (021) 422 0222

F (021) 422 0205

#### Dulux Dublin

Unit J, South City Business Park,  
 Killinarden, Tallaght, Dublin 24

T (01) 455 6099

F 1800 455 455

E [marketing@dulux.ie](mailto:marketing@dulux.ie)  
[dulux.ie](http://dulux.ie)



We have produced product colours as accurately as printing will allow. Unfortunately, we cannot guarantee an exact colour match, and the colours contained in this guide should not be relied on as such. The appearance of the actual colour can be affected by the substrate and the texture of the surface. Wherever colour testers are available, please use them on the actual surface to which the product is to be applied before undertaking the application. This will give you a stronger indication of the appearance of the actual colour. If a colour tester is not available, then try the product on a small, inconspicuous area of the surface before undertaking the full application. Special precautions should be taken during surface preparation of pre-1960s paint surfaces over wood and metal as they may contain harmful lead. For further advice contact AkzoNobel, Cuprinol, the tree device, Garden Shadee, Ducksback, Hammerite, Dulux, AkzoNobel, AkzoNobel logo and colour names marked TM are trademarks of the AkzoNobel group.  
 © AkzoNobel 2019.

Registered pesticide/biocide – see information below:  
 Cuprinol Ultimate Garden Wood Preserver and Cuprinol Wood Preserver Clear(BP) contain Propiconazole and IPBC. Cuprinol Decking Cleaner contains Benzalkonium Chloride. Use Biocides safely. Always read the label and product information before use.



We have used 25% recycled content in some of our Cuprinol cans to reduce their environmental impact. Rather than bin it, why not recycle this gorgeous guide or share with a green-fingered friend when you're finished with it? Pass our advice forward.

**Cuprinol**